

Purchasing Managers Index of Puerto Rico Manufacturing

July 2022



Transmission of material in this release is embargoed

(787) 819-0730 • <https://preguntas.estadisticas.pr/>

<https://estadisticas.pr/encuestas/puerto-rico-manufacturing>

PUERTO RICO MANUFACTURING PMI DECREASED TO 48.8 IN JULY

The Purchasing Managers Index (PMI) for Puerto Rico's manufacturing sector is a collaborative effort between the Puerto Rico Manufacturers Association and the Puerto Rico Institute of Statistics. On a Non-Seasonally Adjusted (NSA) basis, the Purchasing Managers Index (PMI) for Puerto Rico's manufacturing sector decreased to 48.8 in July 2022. A reading below the threshold level of 50 suggests a contraction in the manufacturing sector with respect to the previous month. The New Orders, Employment and Suppliers Deliveries sub-indexes increased with respect to the previous month. On a positive note, New orders and Employment were at or above the threshold level of 50. In a supplemental survey of manufacturing establishments related to the COVID-19 pandemic, factors affected by the pandemic in the manufacturing sector were a reduction in suppliers' deliveries (42%), a reduction in staff (33%), a reduction in inventory (25%), and others (13%). In contrast, 21% of the respondents weren't affected by the pandemic. Among the biggest challenges faced by companies during the past month were in the Human Resources area (absenteeism, recruitment, turnover, and absenteeism related to Covid 19-cases), delays in supplies deliveries and increase in production costs. The Puerto Rico Manufacturing-Purchasing Managers Index (PRM-PMI) has been at or above the threshold level in 89 of the 146 months since the survey was first undertaken. The PRM-PMI is currently available only on a Non- Seasonally Adjusted (NSA) basis which means that seasonal fluctuations can affect its performance.

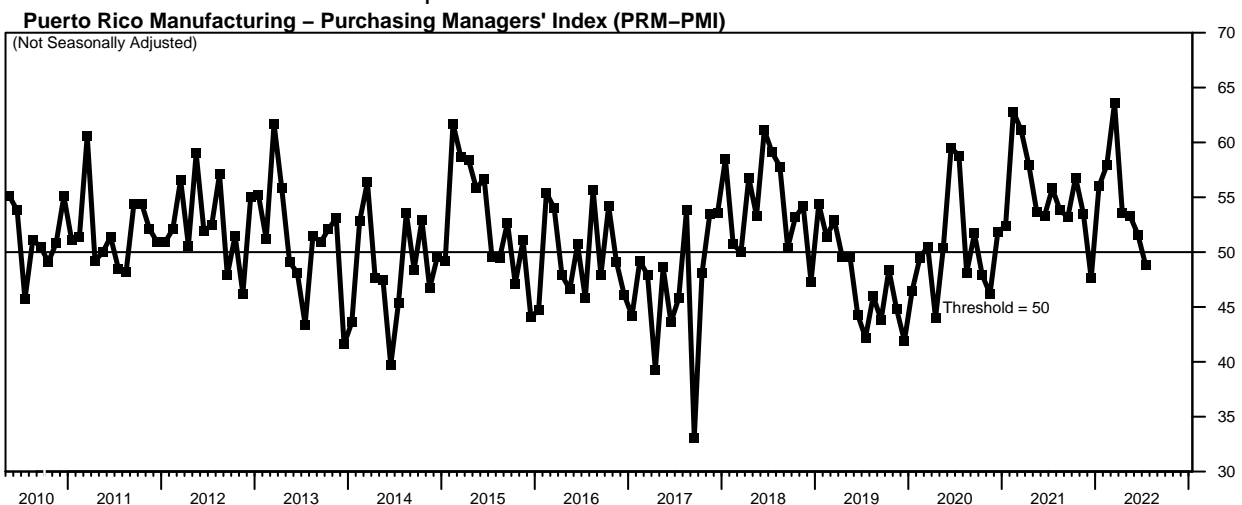


Table 1. Puerto Rico Manufacturing – Purchasing Managers' Index (NSA): July 2022

	Better	Same	Worse	Index		
Órdenes nuevas	25	50	25	50	Same	New orders
Producción	16.7	54.2	29.2	43.8	Lower	Production
Empleo	12.5	83.3	4.2	54.2	Higher	Employment
Entregas de suplidores	25	66.7	8.3	58.3	Slower	Supplier deliveries
Inventarios de su empresa	8.3	58.3	33.3	37.5	Lower	Own inventories

Puerto Rico Manufacturing – Purchasing Managers Index (NSA) 48.8 Contraction

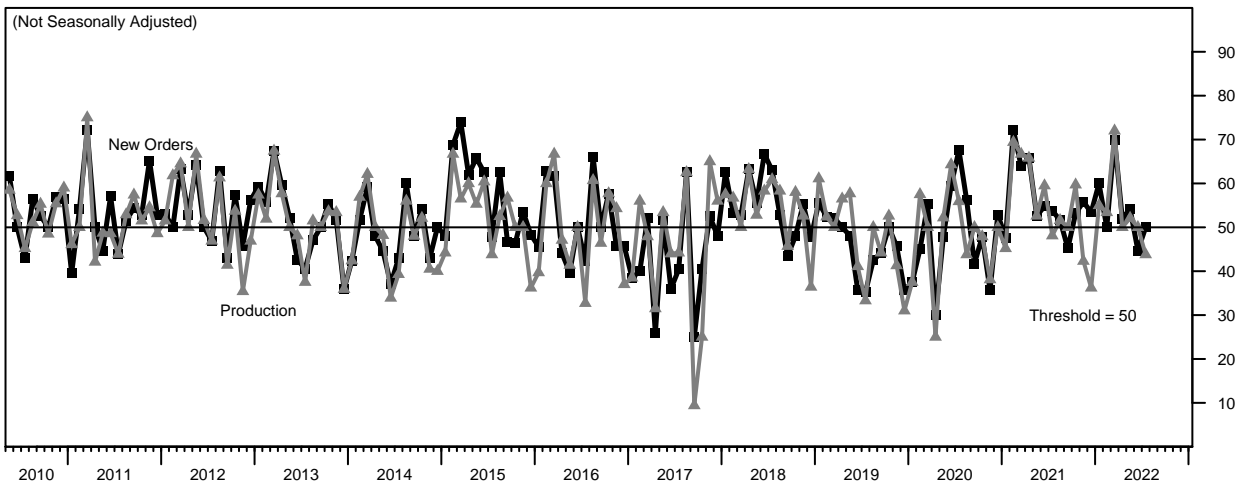
Note: Not Seasonally Adjusted (NSA)

New Orders

In July, the New Orders PMI (NSA) increased to 50.0, after being below the threshold last month. A reading at 50 suggests that on a Non-Seasonally adjusted (NSA) basis, new orders at manufacturing establishments in July were the same as in June.

Production

The Production PMI (NSA) decreased to 43.8 in July, after being at or above the threshold for six consecutive months. A reading below 50 indicates that on a Non-Seasonally Adjusted (NSA) basis, manufacturing production in July was lower than June.

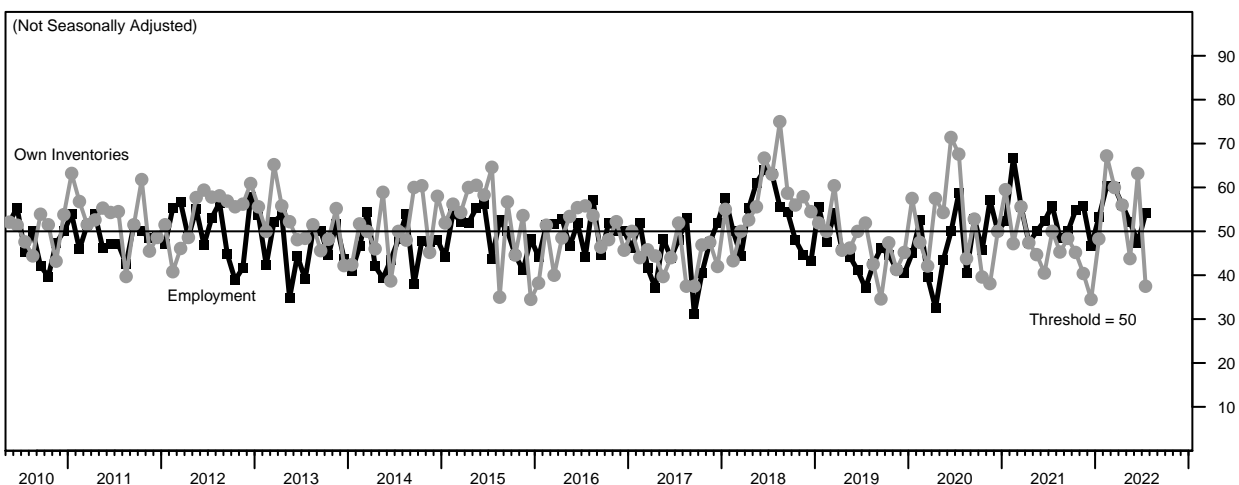


Employment

In July, the Employment PMI (NSA) increased to 52.2, after being below the threshold the previous month. A reading above 50 suggests that on a Non-Seasonally Adjusted (NSA) basis, manufacturing employment in July was higher than in June.

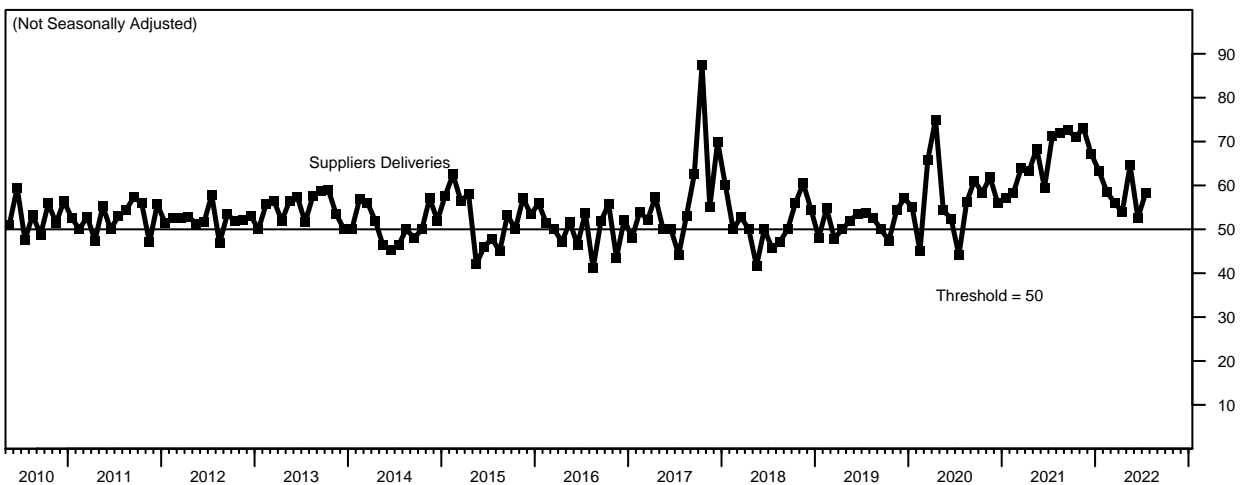
Own Inventories

In July, the Own Inventories PMI (NSA) decreased to 37.5, after being above the threshold in June. A reading below 50 indicates that on a Non-Seasonally Adjusted (NSA) basis, inventories in manufacturing establishments in July were lower than in June.



Supplier Deliveries

The Supplier Deliveries PMI (NSA) increased to 58.3 in July, being above the threshold for the 24th consecutive month. A reading above the threshold of 50 indicates that on a Non-Seasonally Adjusted (NSA) basis, the speed of supplier deliveries in July was slower than in June.



Methodological note

The Puerto Rico Manufacturing-Purchasing Managers Index (PRM-PMI) is the result of a collaborative project between the Puerto Rico Manufacturers Association and the Puerto Rico Institute of Statistics. The PRM-PMI measures short-run business conditions in Puerto Rico's manufacturing sector and provides a broad-based metric for the productive side of Puerto Rico's economy. It is currently in a testing phase to ensure a reliable methodology. The methodology is similar to PMI surveys conducted elsewhere. The survey questionnaire is available at <https://estadisticas.pr/encuestas/puerto-rico-manufacturing>. The participants include manufacturing establishments with 50 or more employees with membership in the Puerto Rico Manufacturers Association. Currently, results are presented on a Non-Seasonally Adjusted (NSA) basis. In the future, with sufficient data points, a seasonally adjusted version of the PRM-PMI will be prepared, which will smooth away the influence of any seasonal fluctuations.

The PRM-PMI is calculated as the simple average of 5 sub-indexes, representing different business conditions in manufacturing establishments: New Orders PMI, Production PMI, Employment PMI, Supplier Deliveries PMI, Own Inventories PMI. The sub-indexes are computed using a diffusion index methodology. Specifically, for any given month with respect to the previous month, participants are asked to answer whether the business condition of the establishment: (1) improved, (2) remained the same, or (3) deteriorated. Diffusion indexes are calculated as the percentage of responses that indicate the business condition improved plus half of the percentage of responses that indicate the business condition remained the same. Responses that indicate the business condition deteriorated are not taken into account in calculating diffusion indexes. The survey also includes questions on other business conditions. The diffusion indexes that correspond to these questions are currently under evaluation.

This report was prepared by the staff of the Puerto Rico Institute of Statistics and has not been evaluated by the Board of Directors of the Puerto Rico Institute of Statistics. The information contained in this report need not reflect the official opinion of the Board of Directors of the Puerto Rico Institute of Statistics. No warranty, express or implied, is attached to these figures. While the figures are compiled with professional care, no representations about appropriateness, accuracy, or suitability for specific applications are made.

Contact information

Contact person: Ana Gabriela Jara Castro, Statistical Projects Manager

Addresses: Physical – 57 Quisqueya St., Suite 2000, San Juan, PR 00917; Postal – P.O. Box 195484, San Juan, PR 00919

Telephones: Direct – (787) 819-0730; E-mail – ana.jara@estadisticas.pr

To obtain a copy of this report

(1) Visit <https://estadisticas.pr/encuestas/puerto-rico-manufacturing>, (2) write your request at <https://preguntas.estadisticas.pr/>, (3) call (787) 819-0730, (4) mail your request to the Puerto Rico Institute of Statistics, P.O. Box 195484, San Juan, PR 00919, or (5) visit the offices of the Puerto Rico Institute of Statistics at 57 Quisqueya St., Suite 2000, San Juan, PR 00917, between the hours of 8:00 a.m. and 5:30 p.m. The report is available on paper and in the following electronic formats: pdf and Microsoft Excel. The report is free.

Publication calendar

The monthly PRM-PMI report is published at 10:00 a.m. on the first business day of the month. In specific, the table below shows the expected publication dates of the PRM-PMI report during calendar year 2022:

Reference month	Publication date
Nov-21	January 3, 2022
Dec-21	February 1, 2022
Jan-22	March 1, 2022
Feb-22	April 5, 2022
Mar-22	June 3, 2022
Apr-22	July 7, 2022

Reference month	Publication date
June-22	July 5, 2022
Jun-22	August 2, 2022
Jul-22	September 6, 2022
Aug-22	October 4, 2022
Sep-22	November 1, 2022
Oct-22	December 6, 2022